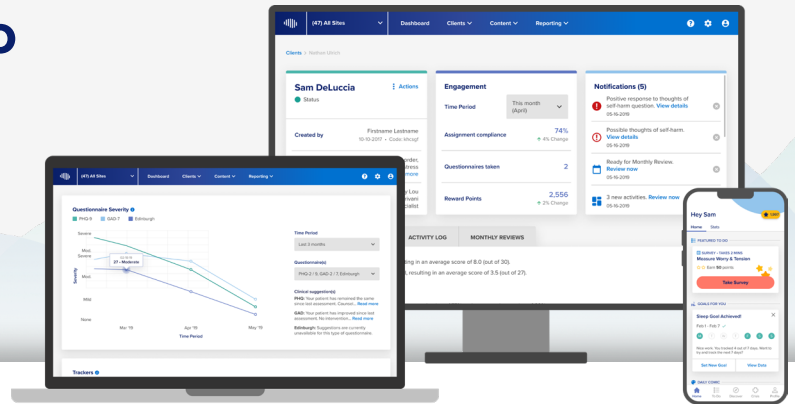




Get the Right Patients to the Right Level of Care at the Right Time

Maximize success in value-based care with industry-leading tech designed for your workflow



reduction in ED utilization at Jefferson Health
(NeuroFlow Client Data)

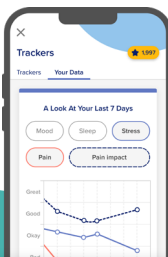


of users with initially severe depression scores dropped to moderate or better within 8 weeks
(NeuroFlow Client Data)

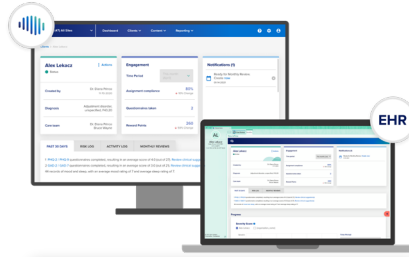


annual cost reduction for organizations effectively integrating behavioral health
([Milliman study](#))

Tech-Powered Behavioral Health Solutions Scale to your Entire Population, Without Adding Burden to your Care Team



Offer 24/7 self-care content to patients between appointments and gain insight into their behavioral health risk



Use clinical decision support tools directly in your EHR to match rising risk patients to the right level of care



Enroll higher acuity patients efficiently into psychiatric collaborative care using a best-in-class registry and staffing support

A Trusted Leader in Behavioral Health for 200+ Organizations Including:



neuroflow.com | info@neuroflow.com